

Metso Outotec Lokotrack® LT200HP™

Compact mobile cone crusher

Lokotrack LT200HP mobile cone crusher is especially suitable for contractors. The versatile crusher is ideal for producing aggregates for road construction and railroad ballast, as well as for asphalt and concrete fractions. The fuel economy of the LT200HP has improved by 35–40% since the first model was introduced in 2004. The latest model can save at least 15% in fuel consumption compared to the previous hydraulic-driven model, thanks to its direct belt drive.

High capacity HP200 cone crusher

Proven crusher suitable for hard rock
Excellent end product quality (e.g. concrete aggregates)
Different cavities for secondary or tertiary applications
Max feed size 185 mm (7,3")

H10-6 lifting conveyor

Adjustable speed for easy material control
Equipped with metal detector
Hopper back wall can be opened for lower feeding height.
Discharge end is hydraulically lowered for transport.

IC process control for connectivity

Radio remote for feeder control and tracking
ICr Connection between multiple units
Metso Outotec Metrics for remote process monitoring

Robust H8-10 or H8-12 main conveyor

Hydraulic driven belt conveyor
Extended conveyor for more discharge height

Fuel-efficient CAT® C9.3B power transmission

Direct drive for crusher with purposely designed gearbox and hydraulic clutch for high reliability
Optimized hydraulics efficiency
Reduced hydraulic oil volume 215 l (57 gal)

Heavy-duty tracks and frame

FEM designed structure for optimized weight and lifetime
Open frame design for easy service access
Agile tracks with 2-speed mode for turnability and speed






Technical specifications

Transport dimensions		
Weight	32,000 kg	71,000 lbs
Length	16,800 mm	55'
Width	3,000 mm	9' 10"
Height	3,400 mm	11' 2"
Feeder		
H10-6		
Hopper volume	5 m ³	6.5 yd ³
Loading height	2,700 mm	8' 10"
Loading width	2,440 mm	8' 0"
Crusher		
Nordberg® HP200™		
Feed opening	185 mm	7,3 "
Drive type	Direct	Direct
Nominal power	132 kW	200 hp
Process control	IC	IC
Main conveyor		
H8-10 / H8-12		
Width	800 mm	31,5"
Length	10,000 / 12,000 mm	32' 10" / 39' 4"
Discharge height	2,900 / 3,630 mm	9' 6" / 11' 11"
Power unit		
CAT® C9.3B		
Power	310 kW	416 hp
Fuel /hydr.oil vol.	630 / 215 l	166 / 57 gal
Options		
Additional service platform	Hydraulic Power Takeoff	
Climate kit (hot/cold)	ICr remote process control	
Discharge hood for main conveyor	Interlocking cable	
Dust encapsulation for conveyors	Lifting conveyor feed chute	
Extended main conveyor	Metso Outotec Metrics	
Filter kit	Pre-heater for diesel engine	
Fuel filling pump	Remote radio control	
High pressure water spraying	Safety package	
Hydraulic generator	Special scraper for conveyors	



Applications

-  Road construction
-  Railroad ballast
-  Asphalt and concrete fractions

Combine with

- LT96 and LT106 jaw crushers
- LT200HPS and LT220D cone crushers
- LT7150 VSI crusher
- ST2.3, ST3.8 and ST4.8 mobile screens