


A History of Precision




SERVICE



PARTS



EQUIPMENT



CRUSHING



SYSTEMS

At Mellott we house the largest inventory of crusher parts, screening parts and conveyor components on the East Coast to keep our customers up and running.



P A R T S

MELLOTT®



P
A
R
T
S



At Mellott we carry the largest parts and equipment inventory on the East Coast. We offer more than \$50 million in parts inventory and have the expertise to help you find the right part the first time.

**METSO OEM
REPLACEMENT PARTS**

Mellott offers Metso OEM replacement parts to enable our customers to operate at maximum volume while reducing total operating costs and downtime.

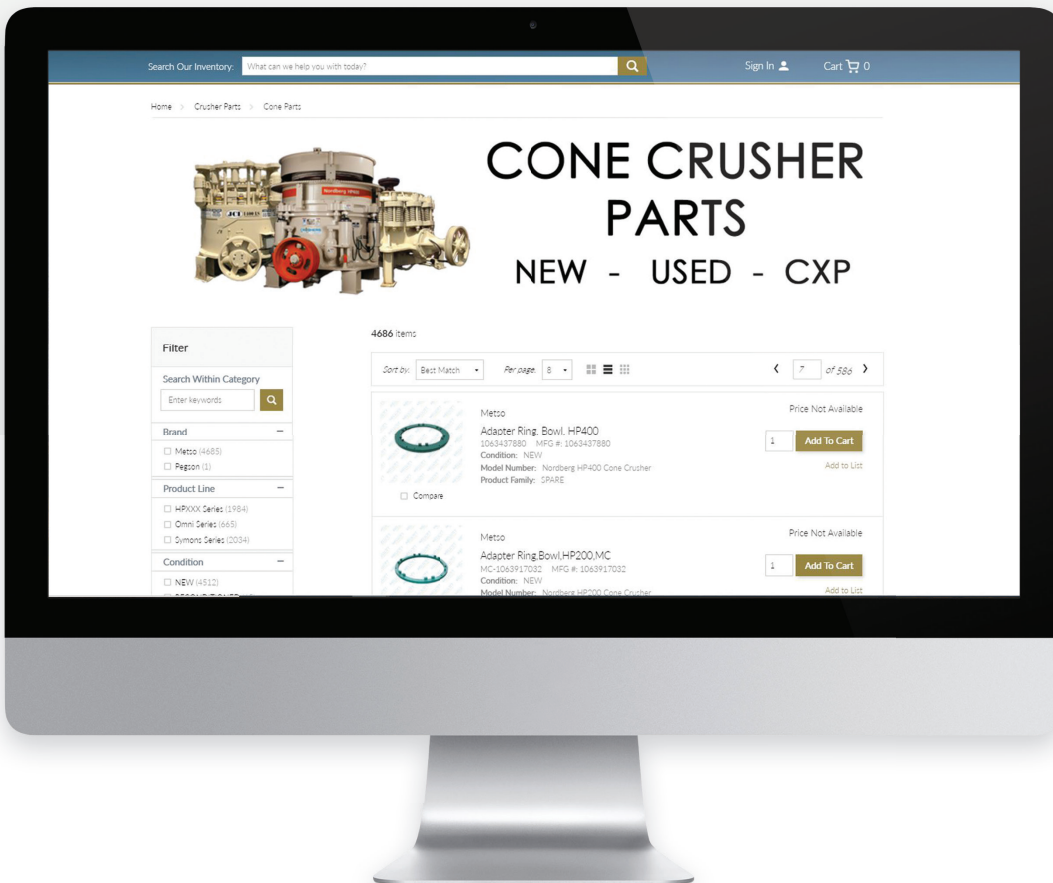
Metso replacement parts are manufactured according to specific design parameters using high quality materials, tools, and techniques.



**1ST CRUSHING PARTS COMPANY
TO PROVIDE A CART ENABLED
E-COMMERCE EXPERIENCE**



Don't forget about our e-commerce parts site – [shop.mellottcompany.com!](http://shop.mellottcompany.com)



We give you access to the parts you need, and the ability to order parts when you need them.

P
A
R
T
S

FOR ALL INQUIRES PLEASE CALL MELLOTT AT 1.800.634.5634

REPLACEMENT PARTS

Cone Crushers

▶ **Pegson Cone Crusher Models**

- **Automax:** 900, 1000, 1300, 1500
- **Autosand:** 900, 1000, 1300, 1500
- **Maxtrack:** 1000, 1000SR, 1300, 1300S

▶ **Sandvik Cone Crusher Models**

- **CH Series:** CH420, CH430, CH440, CH660, CH780, CH880
- **H1800 Series:** H2800, H3800, H4800, H6800, H7800, H8800
- **H1000 Series:** H2000, H3000, H4000, H6000, H7000, H8000
- **CS Series:** CS420, CS430, CS440, CS660
- **S1800 Series:** S2800, S3800, S4800, S6800
- **S1000 Series:** S2000, S3000, S4000, S6000





**123,000+ DIFFERENT
PARTS AVAILABLE
FOR SALE**

Impactors

- ▶ **Pegson Impactor Models**
 - **Trakpactor:**
428, 4242SR, 1412
 - Extec Impactor Models
 - Extec: C13

Jaw Crushers

- ▶ **Pegson Jaw Crusher Models**
 - **Premierplant:**
900x600, 1100x650, 1100x800
 - **Premiertrak:**
1100x650, 1100x650HA,
1100x650HR, 1100x800,
XA400, XR400, XA400S
- ▶ **Sandvik Jaw Crusher Models**
 - **JM Series:**
JM806, JM907, JM1107,
JM1108, JM1208, JM1211,
JM1312, JM1511, JM1513
 - **CJ Series:** CJ411, CJ412,
CJ612, CJ613, CJ615, CJ815
 - **QJ Series:**
QJ240, QJ330, QJ340, F1107
- ▶ **Extec Jaw Crusher Models**
 - **Extec:** C10, C12, C12+
 - **Megabite:** 1100x700
 - **Pitbull:** MK1 900x600, MK2 900x600

Idlers

- ▶ Cema B
- ▶ Cema C
- ▶ Cema D
- ▶ Cema E
- ▶ Impact Idlers
- ▶ Impact Bed

Continental, Superior, Martin, PPI

Conveyor Components

▶ **Speed Reducers**

ABB, Dodge, Worldwide Electric

▶ **Bearings**

Dodge, Timken, Schaeffler

▶ **Electric Motors**

Worldwide Electric, Weg, Techtop

▶ **Belt Scales**

Belt Way

▶ **Belt Fasteners**

Flexco

▶ **Scrapers**

*Flexco,
Arch Environmental*

▶ **Pulleys**

Manganese Wear Parts

- Jaw Dies
- Cone Liners
- HSI/VSI
- Backing Material

*Metso, Eagle, Lippman, Superior,
Cedarapids, JCI, KPI, Telsmith,
Sandvik, Pegson, and others*



Aftermarket Parts

Aftermarket Parts are also available for many popular classic crusher models, with many hard to find parts ready for shipping.



Screen Media & Accessories

- ▶ Wire Screens
- ▶ Synthetics
- ▶ Spray Deflectors
- ▶ Tension Wedges
- ▶ Tension Bolts
- ▶ Clamp Bars
- ▶ Screen Rubber



Miscellaneous Parts

- ▶ Allied PBS Hydraulic Hammers
 - Allied PBS hammers are the best in the aggregate industry. Mellott carries the pedestal and portable style hammers for your primary crushing needs. We have the standard, heavy duty and extra heavy duty boom construction to meet all your primary rock breaking needs, along with bit styles in moil or chisel type in standard or extra long.
- ▶ McLanahan, Eagle, Greystone, and Kolberg wash equipment
 - McLanahan, Eagle and Kolberg replacement parts are non-OEM parts
We have Eagle, Greystone and Kolberg replacement parts in stock to keep all your wash equipment performing. Whether replacement shoes in metal, rubber, urethane or spiral segments and shafts, Mellott can fill your needs.
- ▶ Bed Liners
 - Solutions for rigid frame or articulated haulers

SUPPLIERS & MANUFACTURERS



And More.

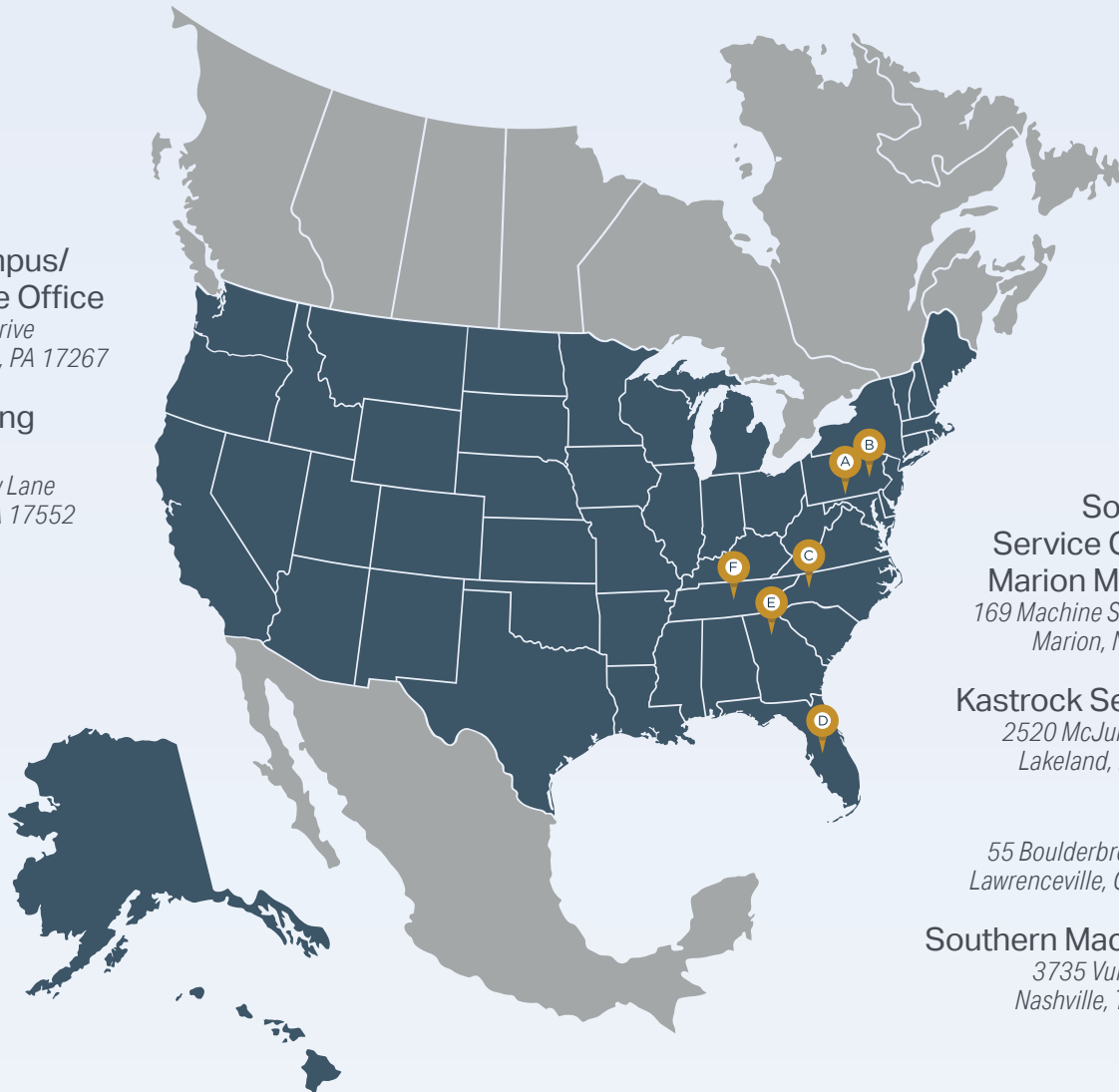
**Not all manufacturers represented in Mellott total coverage area.*

FOR ALL INQUIRES PLEASE CALL MELLOTT AT 1.800.634.5634

Mellott provides crushing equipment, screening equipment,
and parts all across North America.

Ⓐ Main Campus/
Corporate Office
100 Mellott Drive
Warfordsburg, PA 17267

Ⓑ Engineering
Office
541 Farmview Lane
Mount Joy, PA 17552



Southern Ⓒ
Service Center/
Marion Machine
169 Machine Shop Road
Marion, NC 28752

Kastrock Services Ⓓ
2520 McJunkin Road
Lakeland, FL 33803

NorX Ⓔ
55 Boulderbrook Circle
Lawrenceville, GA 30045

Southern Machinery Ⓕ
3735 Vulcan Drive
Nashville, TN 37211

MELLOTT®